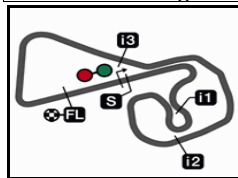



Sachsenring


Results and timing service provided by 

3671 m.

MotoGP™

HJC HELMETS MOTORRAD GRAND PRIX DEUTSCHLAND

Qualifying Results

	Rider	Nation Team	Motorcycle	Time	Lap	Total	Gap	Top Speed
1	93 Marc MARQUEZ	SPA Repsol Honda Team	HONDA	Q2 1'20.195	9	9		295.4
2	20 Fabio QUARTARARO	FRA Petronas Yamaha SRT	YAMAHA	Q2 1'20.400	8	9	0.205 0.205	289.7
3	12 Maverick VIÑALES	SPA Monster Energy Yamaha MotoGP	YAMAHA	Q2 1'20.406	9	10	0.211 0.006	293.6
4	42 Alex RINS	SPA Team SUZUKI ECSTAR	SUZUKI	Q2 1'20.531	7	8	0.336 0.125	293.1
5	43 Jack MILLER	AUS Pramac Racing	DUCATI	Q2 1'20.690	6	10	0.495 0.159	295.5
6	35 Cal CRUTCHLOW	GBR LCR Honda CASTROL	HONDA	Q2 1'20.857	7	8	0.662 0.167	293.8
7	21 Franco MORBIDELLI	ITA Petronas Yamaha SRT	YAMAHA	Q2 1'20.964	8	8	0.769 0.107	289.0
8	44 PoL ESPARGARO	SPA Red Bull KTM Factory Racing	KTM	Q2 1'21.023	5	8	0.828 0.059	294.8
9	36 Joan MIR	SPA Team SUZUKI ECSTAR	SUZUKI	Q2 1'21.061	6	9	0.866 0.038	290.0
10	30 Takaaki NAKAGAMI	JPN LCR Honda IDEMITSU	HONDA	Q2 1'21.104	3	4	0.909 0.043	289.0
11	46 Valentino ROSSI	ITA Monster Energy Yamaha MotoGP	YAMAHA	Q2 1'21.137	6	8	0.942 0.033	291.0
12	9 Danilo PETRUCCI	ITA Ducati Team	DUCATI	Q2 1'21.486	2	5	1.291 0.349	293.7
13	4 Andrea DOVIZIOSO	ITA Ducati Team	DUCATI	Q1 1'21.105	6	9 (*)	0.172	295.8
14	6 Stefan BRADL	GER Repsol Honda Team	HONDA	Q1 1'21.227	8	8 (*)	0.294 0.122	293.0
15	41 Aleix ESPARGARO	SPA Aprilia Racing Team Gresini	APRILIA	Q1 1'21.313	7	8 (*)	0.380 0.086	293.3
16	29 Andrea IANNONE	ITA Aprilia Racing Team Gresini	APRILIA	Q1 1'21.433	8	9 (*)	0.500 0.120	290.7
17	63 Francesco BAGNAIA	ITA Pramac Racing	DUCATI	Q1 1'21.446	7	8 (*)	0.513 0.013	293.4
18	55 Hafizh SYAHRIN	MAL Red Bull KTM Tech 3	KTM	Q1 1'21.465	7	8 (*)	0.532 0.019	289.9
19	5 Johann ZARCO	FRA Red Bull KTM Factory Racing	KTM	Q1 1'21.637	6	7 (*)	0.704 0.172	292.5
20	88 Miguel OLIVEIRA	POR Red Bull KTM Tech 3	KTM	Q1 1'21.683	8	8 (*)	0.750 0.046	291.4
21	17 Karel ABRAHAM	CZE Reale Avintia Racing	DUCATI	Q1 1'21.796	6	10 (*)	0.863 0.113	290.2
22	53 Tito RABAT	SPA Reale Avintia Racing	DUCATI	Q1 1'22.119	4	9 (*)	1.186 0.323	289.3

* Gap with the fastest rider in the Q1 session.

Pole Position:		Marc MARQUEZ	1'20.195	164.7 Km/h
Q1 Best Lap:	Lap 7	Valentino ROSSI	(*) 1'20.933	163.2 Km/h
Best Race Lap:	2017	Jonas FOLGER	1'21.442	162.2 Km/h
All Time Lap Record:	2019	Marc MARQUEZ	1'20.195	164.7 Km/h

The results are provisional until the end of the limit for protest and appeals.

Time limit for protest expires 60' after publication of the results - Mr. Time:

These data/results cannot be reproduced, stored and/or transmitted in whole or in part by any manner of electronic, mechanical, photocopying, recording, broadcasting or otherwise now known or herein after developed without the previous express consent of the copyright owner, except for reproduction in daily press and regular printed publications on sale to the public within 60 days of the event related to those data/results and always provided that copyright symbol appears together as follows below.

© DORNA, 2019

Official MotoGP Timing by TISSOT
www.motogp.com

Sachsenring, Saturday, July 06, 2019

